

# SET UP GUIDE

## Omni<sup>TM</sup> Hysteroscope Set

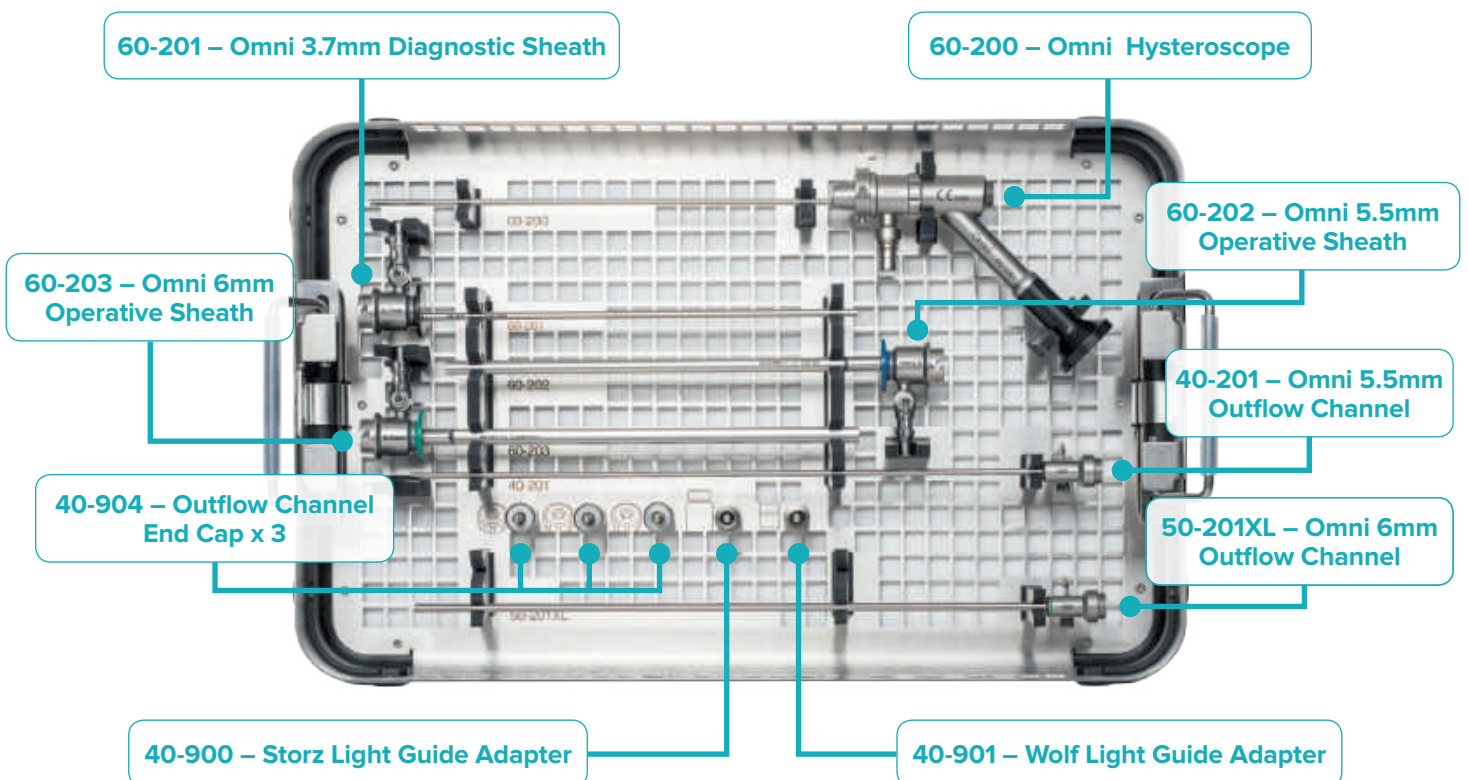
**60-250-1** - The Omni Hysteroscope Standard Kit

**NOTE:** To avoid breakage, please use two hands when removing the hysteroscope


### Omni Hysteroscope Instrument Tray with Lid



Order Number - **60-903**



### Omni Rod Lens Hysteroscope



Order Number - 60-200

### Omni 3.7mm Diagnostic Sheath



Order Number - 60-201

### Omni 5.5mm Operative Sheath



Order Number - 60-202

### Omni 6.0mm Operative Sheath




Order Number - 60-203

### Omni 5.5mm Outflow Channel




Order Number - 40-201

### Omni 6.0mm Outflow Channel



Order Number - 50-201XL


### Hysteroscope / Outflow Channel End Cap x 3



Order Number - 40-904

### Storz Light Guide Adapter

### Wolf Light Guide Adapter



Order Number - 40-900

Order Number - 40-901

[hologic.com](http://hologic.com) | [gynsurgicalsolutions.com](http://gynsurgicalsolutions.com) | [ukgynsurgical@hologic.com](mailto:ukgynsurgical@hologic.com)

PB-00792-GBR-EN, Rev 001 © 2019 Hologic, Inc. All rights reserved. Hologic, The Science of Sure, Omni and associated logos are trademarks and/or registered trademarks of Hologic, Inc. and/or its subsidiaries in the United States and/or other countries. All other trademarks are the property of their respective owners. This information is intended for medical professionals and is not intended as a product solicitation or promotion where such activities are prohibited. Because Hologic materials are distributed through websites, podcasts and tradeshows, it is not always possible to control where such materials appear. For specific information on what products are available for sale in a particular country, please contact your Hologic representative or write to [euinfo@hologic.com](mailto:euinfo@hologic.com).